

the STRATUS LAMP

designed by Niklas Jessen | 2024



Meticulously shaped from premium veneer through an intricate handcrafted process, the Stratus lamp is an ode to the dedication and expertise of artisans, for it defies the confines of mechanized production. Inspired by the artistry of instrument building, the shape of the lamp is reminiscent of traditional folded textile lampshades, but its materiality and the pure and natural simplicity of the wood give it a complete new expression

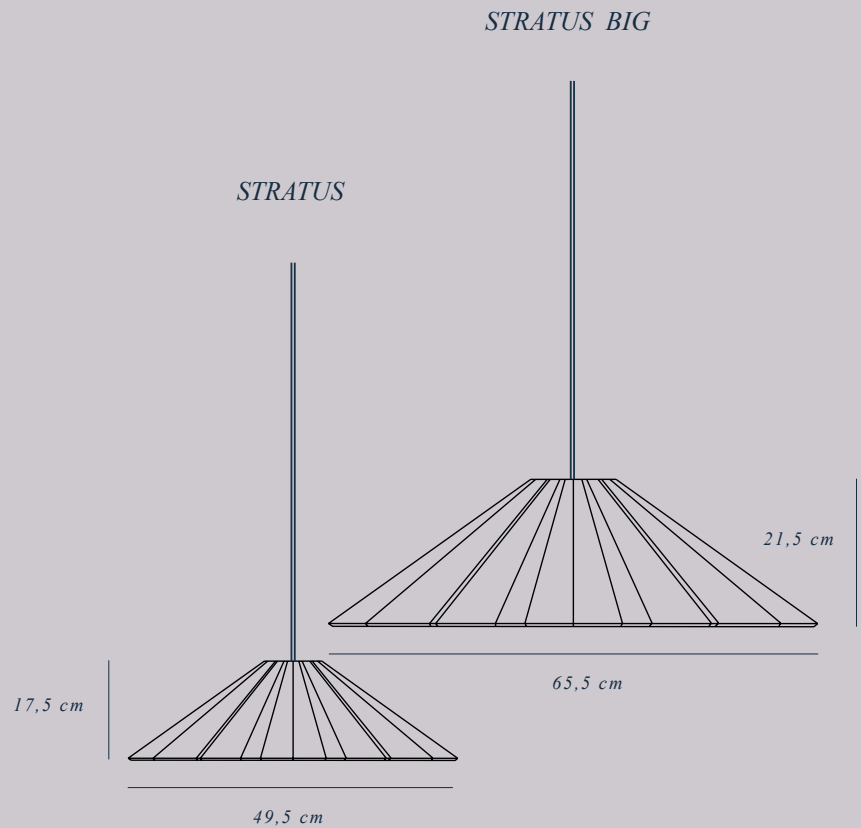
the STRATUS LAMP

DIMENSIONS

Small: 49,5 x 49,5 x 17,5cm
Big: 64,5 x 64,5 x 21,5cm

WEIGHT

Small: 0,7 kg
Big: 1,2 kg



MATERIAL

Wood

PRODUCTION PROCESS

Handmade in our own studio workshop in Germany.

TYPE | ENVIRONMENT

Pendant lamp | Indoor

COLORS



Wood

CABLE

Textile cable | length: 2,5m



Cream

the STRATUS LAMP

LIGHT SOURCE & ENERGY EFFICIENCY

E27 | Bulb included

Compatible with bulbs of the energy classes: A++ - E

Suggested lightbulb:



LED - 11 W



H - 40 W



I - 60 W

SPECIFICATIONS



VOLTAGE

220V - 240V | 50Hz

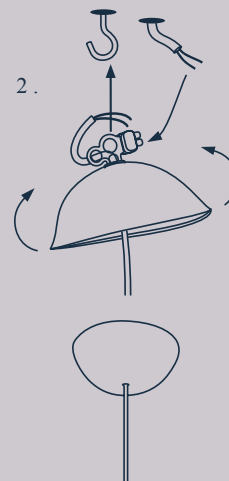
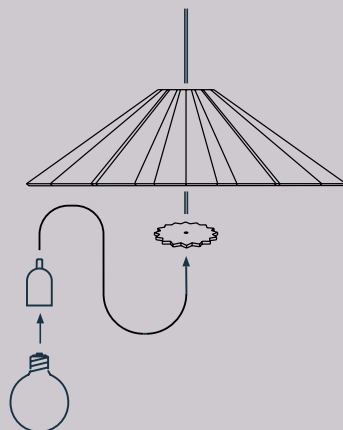
Other cords (voltage) on request.

MAINTENANCE

Remove dust with a feather duster.

To remove fresh stains, wipe the surface with a lightly moistened cloth and dry it again with a soft cotton cloth.

ASSEMBLY



Disconnect from main power before installation.

1. Thread the cable through the inner ring and the lampshade.
2. Lead the cable through the ceiling rose as shown on the package. Connect the cable and the ceiling rose safely to the ceiling and then turn back the cablecup in its basic shape.
3. Now you can insert the bulb and enjoy your lamp.